

MITCON CAREER
DEVELOPMENT PROGRAM



GRAPHIC DESIGN

Course Duration
6 Months

Course Fees
Rs. 55,000/-




A complete course for beginners that want to start a career as a graphic designer or entrepreneurs that plan to start their own business or become a freelancer.



Aesthetic

The appreciation of beauty

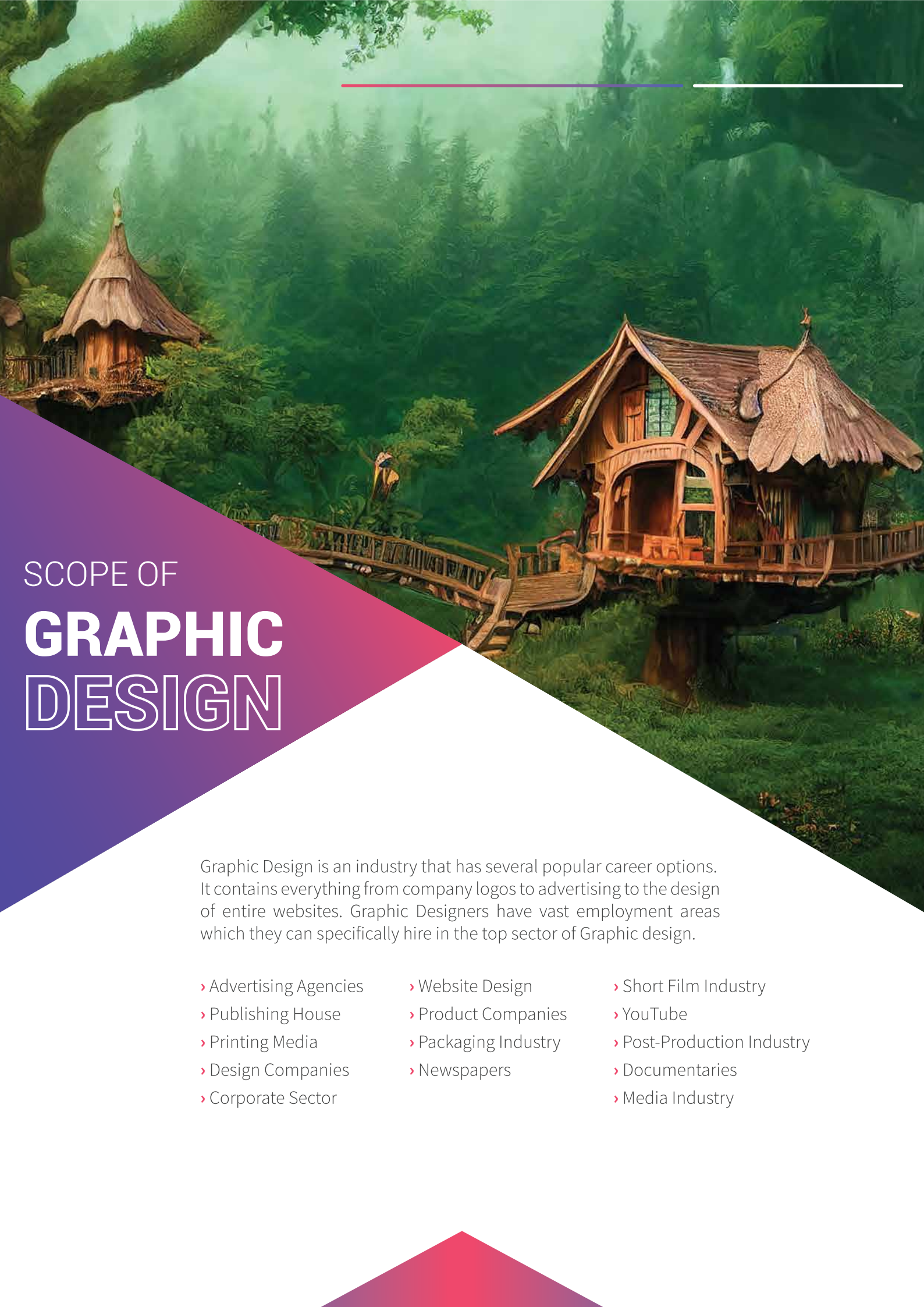


Design

Creation of an object

Creativity

Ability to invent



SCOPE OF **GRAPHIC** DESIGN

Graphic Design is an industry that has several popular career options. It contains everything from company logos to advertising to the design of entire websites. Graphic Designers have vast employment areas which they can specifically hire in the top sector of Graphic design.

- › Advertising Agencies
- › Publishing House
- › Printing Media
- › Design Companies
- › Corporate Sector
- › Website Design
- › Product Companies
- › Packaging Industry
- › Newspapers
- › Short Film Industry
- › YouTube
- › Post-Production Industry
- › Documentaries
- › Media Industry

BASICS OF DESIGN

COURSE CURRICULUM

The course is designed to give students a detailed understanding of graphic design concepts. Students will learn about typography, color theory, composition, balance, scale, & perspective.

CANVA

- Canva User Interface-Introduction Features Of Canva-How To Use Templates-Color & Color Theory
- Logo Design
- Social Media Posts Design
- Infographics Design-Thumbnails Design
- Posters Design-Resume Design
- Brochures Design
- Certificates Design-Labels And Invoices Design
- Presentations
- Invitation and business cards-Calendar
- E-Book and Magazine covers-Total 30+ Assignment

CORELDRAW

- Introduction to CorelDRAW-Page settings & Page Layout-Understanding Vector Graphics-Using the Pick Tool-Zoom Tool and Hand Tool-Creating a basic shape-Outlines and Corner Control
- Pen Tool
- Bezier, B Spline-Polyline & 3 Point Curve-Freehand Drawing and 2 Point Line
- Color and Attributes Picker-Interactive Fill-Outline and Outline Color
- The Eyedropper Tool-Artistic Media Tool
- Working With Text & Text Tools

Why **MITCON** is the **Best Training Institute in Pune** for Latest **Graphic Design Course?**

- Industry Focused Syllabus
- MITCON Certification
- Hands-on Practical Modules
- Placement Assistance

- ◉ Interactive Transparency
- ◉ Transformations Shaping
- ◉ Interactive Drop Shadow-The Distort Tool-The Envelope Tool
- ◉ Interactive Contour-The Extrude Tool
- ◉ The Blend Tool
- ◉ Smart Fill & Mesh Fill-Measurements and Connector
- ◉ Working with table
- ◉ Image tracing techniques
- ◉ Working with Bitmap
- ◉ Working with Power clip
- ◉ Assignment: Logos & identity design
- ◉ Assignment: Flex Designs
- ◉ Assignment: Design with Typography
- ◉ Assignment: Wedding Cards Designs
- ◉ Assignment: Dripping & Wet Paint Effect
- ◉ Assignment: 3D Objects Design
- ◉ Assignment: Product Box Package
- ◉ Assignment: Brochure Designs
- ◉ Assignment: Corporate Stationery Design
- ◉ Assignment: Events and Exhibitions Designs
- ◉ Assignment: Mug Design
- ◉ Export multiple file format-Total 30+ Assignment

Photoshop

- ◉ Introduction to Photoshop-Understanding Image Size and Resolution-Eraser Tool-Background Eraser Tool-Magic Eraser Tool-Working with selection tool
- ◉ Creating Background-Gradient Tool-Paint Bucket Tool-Pattern Tool-Eyedropper Tool-Stroke & Color-Opacity and Blending Modes
- ◉ Blur Tool-Sharpen Tool-Smudge Tool-Dodge Tool-Burn Tool-Sponge Tool
- ◉ Spot Healing Brush Tool-Healing Brush Tool-Patch Tool-Content-Aware Move Tool-Red Eye Tool-Clone Stamp Tool-Pattern Stamp Tool

Develop Technical Skills in **DIGITAL, PRINTING & PHOTO EDITING SOFTWARE**

- 6 Softwares Covered
- 200+ Practical Assignments

- Creating Brush-Brush Tool-Pencil Tool-Color Replacement Tool-Mixer Brush Tool-History Brush Tool-Art History Tool
- working with Shape & Custom shape-Path Selection Tool-Direct Selection Tool-Working with layers Linking-Merge Layers-Layers Gruping-Layers Arrange & Align-Masking Images with Layer Masks
- Pen Tool-Freefom Pen Tool-Curvature Pen Tool-Add Anchor Point Tool-Delete Anchor Point Tool-Convert Point Tool
- Text and Type Tools-Create Work Path-Convert Text to shape
- Working with Layer style-New Fill layer-Recoloring With Adjustment Menu-New Adjustment Layer-Understanding Image Mode
- Working With Filters Gallery-Camera Raw Filter-Liquify Effect
- Blur Effect-Blur Gallery Effect-Sharpen Effect-Stylize Effect
- Render Effect-Noise Effect-Pixelate Effect-Distort Effect
- Assignment: Photo Album
- Assignment: Social Media Design
- Assignment: Photo Manipulation
- Assignment: Double Exposure Effects For Face
- Assignment: Raster Images to Vector Graphics
- Assignment: Text Masking & Letter Portrait
- Assignment: Glowing Effect
- Assignment: Dripping Effect & Splatter Effect
- Assignment: Wallpaper Creation
- Assignment: Cyborg Effect
- Assignment: Vector Illustration Design
- Assignment: Dispersion Effect | Total 30+ Assignment

Illustrator

- Understanding Art Boards-Navigation Tools-Basic Shapes
- Fill Color & Swatches-Strokes & Color-Gradient color-Eyedropper Tool-Appearance
- Transform Controls-Pathfinder Tool-Organising Objects-Selection Tools
- Blob Brash Tool-Paint Brush-Pen Tool-Add Anchor Point Tool-Delete Anchor Point Tool-Anchor Point Tool-Curvature Tool
- Shaper Tool-Pencil Tool-Smooth Tool-Path Eraser Tool-Join Tool
- Calligraphic Brush-Scatter Brush-Pattern Brush-Art Brush-Bristle Brush
- Text Wrap-Character Style and Fonts-Touch Type Tool & Type on Path-Character And Paragraph Formatting
- Live trace, Paint bucket tool-Perspective grid tool
- Mesh Fill-Blend Tool-Working With Graphs-Working With Symbol Tools-Create Pattern-Image tracing techniques

- Repeat-Clipping mask-Compound Path-Using Recolor artwork-Effect Gallery
- Working with 3D-3D, Map Art
- Distort Effect-Transform Effect-Convert to Shape Effect
- Path Effect-Pathfinder Effect-Stylize Effect-Warp Effect
- Portfolio Assignment: Logo & Social Media Design
- Portfolio Assignment: Emoji- Web Icons Design
- Portfolio Assignment: Flat Design
- Portfolio Assignment: Realistic Fur Effect
- Portfolio Assignment: Vector Art
- Portfolio Assignment: Vector Portrait
- Portfolio Assignment: Character Illustration
- Portfolio Assignment: Mesh Tool Illustrator
- Portfolio Assignment: 3D Vector Illustration | Total 30+ Assignment

Indesign

- Introduction to InDesign-Page settings & Page Layout-Understanding Basic Shapes-Pencil Tool, Pen tool, Frame tools- rectangle, ellipse, polygon, Gradient Tool
- Working with Type Tool-Type on Path Tool-Character Styles, Paragraph Styles-Using Bullet, Number & special character-Breaking character
- Create An Index-Tab Setting-Story Editor-Working with table, Table menu
- Object effects-Transform object
- Path & Pathfinder tool-Convert Shape & Point-Object Selection-Object Alignment
- Working with Images-Image Color Setting-Clipping path-Image Frame & Fitting-Text Wrap
- Portfolio Assignment: Magazine
- Portfolio Assignment: Book Cover Page
- Portfolio Assignment: Letterhead Designs
- Portfolio Assignment: Infographics Design
- Portfolio Assignment: Invoice & Calendar
- Portfolio Assignment: Instagram carousels
- Portfolio Assignment: Menu Card Designs
- Portfolio Assignment:Resume Designs
- Portfolio Assignment: Tri-fold Brochure
- Portfolio Assignment: Half Page News Paper Design
- Portfolio Assignment: Portfolio Design
- Portfolio Assignment: Product Catalogue-Total 10+ Assignment

Premiere Pro

Premiere Pro Basics

- Intro to Premiere Pro-Creating a New Project-Introduction to Layout-Importing & Organizing Images & Video

Video Editing

- Creating New Sequence-The Editing Workspace-Understanding Timeline
- Important Tools-Ripple, Slip, Razor & Slide Edit Tools
- Syncing Audio & Video-Editing Clips in the Source Monitor-Adding B-roll to Project
- Video Properties - Scale, Position, Opacity
- Types of Cuts: Straight, J-Cut, L-Cut

Video Editing

- Zoom In / Zoom Out Effect-Using Blend Modes to Combine Videos
- Add and Adjust Effects to Your Video-Animate On/Off Video Effects
- Freeze effect

Audio Editing

- Adjusting Audio Levels-Remove Background Noise from Audio
- Adjusting Music Levels with Talking Audio(Ducking Tutorial)
- Audio Track Mixer | Add Effect to Audio Track

Video & Audio Transitions

- Add Video Transitions-How to Customize Video Transition Properties-Add Audio Transitions and Create Custom Audio Fades-Create Custom Transitions with Adjustment Layers

Titles & Graphics

- Adding Titles and Graphics-Adding Motion
- Responsive Design - Position-Responsive Design - Time
- Create Scrolling Credits

Video Speed

- Introduction to Video Speed & Frame Rate-Implementing Speed - Slow / Fast Motion / Reverse
- Adjusting Clip Speed-Interpreting Frame Rates

Color Correction and Color Grading

- Color Correction and Color Grading
- Fixing White Balance, Exposure, Saturation with the Lumetri Color
- Editing Color Correction on Basics, Curves, Wheels & More Tab

Advanced Skills

- Adding Light Leaks, Film Burn and Lens Flare
- Remove Green Screen Backgrounds-Resize Videos for Different Screens
- Exporting Video in Premiere Pro - Exporting for Any Screen or Device
- Portfolio Assignment: Editing a YouTube Video from Scratch
- Portfolio Assignment: Editing a Promo Video from Scratch
- Portfolio Assignment: Editing Micro Content from Scratch
- Portfolio Assignment: Editing a Video Intro from Scratch-Total 10+ Assignment

Freelancing Earning Platform Introduction

- CANVA Platform Introduction
- Upwork Platform Introduction
- Freepik Platform Introduction
- Dribbble Platform Introduction
- 99designs Platform Introduction
- Behance Platform Introduction
- DesignHill Platform Introduction
- People Per Hour Platform Introduction
- Final Test

WHO CAN JOIN

GRAPHIC DESIGN COURSE

Graphic Designing is a complete course for beginners that want to start a career as a graphic designer or entrepreneurs that plan to start their own business or become a freelancer.

- › 12th Class Students
- › Any Graduates/ Post Graduates
- › Job Aspirants
- › Advertising Art Director
- › YouTube Video Maker
- › Fine Art Students/ Artists
- › Aspiring Graphic Designers
- › Website Developers
- › Professional Videographer

CAREER

OPPORTUNITIES AFTER COURSE COMPLETION

To pursue a career in graphic design, the learner should have design technical skills & experience in different types of graphic design software. Students will explore various tools that can help them achieve these goals. By the end of this course, you should have a solid understanding of the fundamentals of graphic design.

- › Graphic Designer
- › Brand Identity Designer
- › Film Editor
- › Creative Director
- › Web Interactive Designer
- › Multimedia Designer
- › Design Consultant
- › User Interface Designer
- › Videographer
- › Packaging Designer
- › Art Director
- › Video Content Creator
- › Advertising Art Director
- › Illustration Artist
- › Video Managers

Assured Placement Assistance
100%

Last 3 years Growth in this Industry
36%

Average Salary Graphic Designer
₹ 1.5 Lakhs to ₹ 10 Lakhs

Future Growth in this Industry
60%

WHY CHOOSE US

LATEST GRAPHIC DESIGN COURSE IN PUNE

MITCON is a well-established Best Training Institute for Graphic Design in Pune that has developed many successful graphic designers for this industry.

Students will learn how to create effective visual communication through typography, layout & illustration. As well as, this course will allow students to develop their creative thinking & technical skills while learning about the industry-focused topics.

Industry-Focused **Syllabus**

Specifically, we figured out an industry-centric syllabus with the latest and original software to get practical knowledge. Our faculty experts increase learners' technical and creative skills with an individual focus on each student.

Placement **Assistance**

Our Institute provides a Graphic Designing Certification course that delivers quality education. It also helps career guidance and leads to good job placements in this industry.

Industry Oriented **Skills**

We emphasize offering students industry-oriented skills like thinking creatively, time management, delivering presentations, design principles, project management, producing quality designs & developing ideas.

Hands-on Practical **Modules**

Learners will learn software like CorelDraw, InDesign, Illustrator, Photoshop and Canva. Individual software contains software-wise practical assignment modules.

CLEVER
IMAGINATIVE
INNOVATIONAL

CREATIVE'S

PRODUCTIVE
INSPIRED
INNOVATIVE



An illustration at the top of the page shows two men in red jackets and black trousers standing on a red and purple gradient surface. They are next to a large red mailbox with a black slot. A dashed arrow points from the mailbox towards the top right. The background is a light gray with a large, stylized white cloud.

GET IN TOUCH

We'd love to hear from you.
Here's how you can reach us...



+91 20 662 89302 | +91 98220 61967



admissions@mitconeschool.com



www.mitconeschool.com



1st Floor, MITCON Udyog Prabodhini, Agriculture College
Campus, Near DIC Office, Shivajinagar, Pune - 411005.